SYSTEM CIRCUIT CONNECTORS

PARTS CODE	PARTS & CONNECTOR TYPE	LOCATION
I19	IGNITION SW 	304-1
J 1	Ⓐ JUNCTION CONNECTOR GRAY 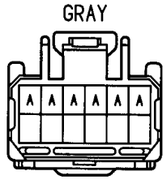	304-1 305-3
J 2	Ⓑ JUNCTION CONNECTOR GRAY 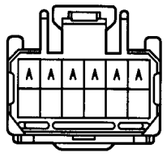	304-1 305-3
J17	JUNCTION CONNECTOR 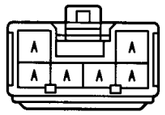	304-2
P 2	POWER OUTLET(Front) GRAY	304-2
P 5	POWER OUTLET(Rear)	304-2

PARTS CODE	PARTS & CONNECTOR TYPE	LOCATION
W 3	Ⓐ WINCH MAIN RELAY 	305-3
W 4	Ⓑ WINCH MAIN RELAY 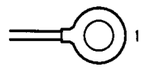	305-3
W 5	Ⓒ WINCH MAIN RELAY GRAY	305-3
W 6	Ⓐ WINCH MOTOR AND CONTROL SW DARK GRAY	305-4
W 7	Ⓑ WINCH MOTOR AND CONTROL SW 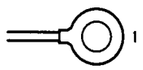	305-4

PARTS CODE	PARTS & CONNECTOR TYPE	LOCATION

PARTS CODE	PARTS & CONNECTOR TYPE	LOCATION

	Relays, Fuses and J/B etc.	Parts connector position	Joint connectors and Ground points
See page	26 to 39	40 to 123	124 to 169

	Relais, fusibles, blocs de jonction, etc.	*Implanation de bloc raccord de câblage d'oragnes*	*Blocs raccord de câblage contacts de masse*
Voir page	*26 à 39*	*40 à 123*	*124 à 169*

	Relés, fusibles, bloques de unión etc.	*Posición del conector de partes*	*Conectores de unión y puntos de tierra*
Vea la página	*26 a 39*	*40 a 123*	*124 a 169*

	Relais, Sicherungen, Anschlußkasten usw.	Steckerpositionen	Verbindungsstecker und Masseanschlüsse
Seite	26 bis 39	40 bis 123	124 bis 169

LHD

LHD